

MPSR Series

Ruggedized Magnetic Proximity Sensors



Specifications

Contact Ratings	200 mA @ 3W, 15 VDC
Contact Resistance	300 m Ω max. initial

Electrical Characteristics

Dielectric Strength	150V DC min.
Electrical Circuit	SPDT NO/NC (Contact Form C). Reed switch normally open contact opens when magnet is removed from proximity. Normally open contact contacts are held closed when magnet is within actuation range.
Operating Temperature	-40°C to 80°C
Operating Distance/Alignment	Operate (pull-in or make) points are nominal values with $\pm 10\%$ tolerance. Release points are 110% to 150% of the operating points.
Mechanical & Electrical Life	2 million operations
Packaging	Bulk packaging, 1 switch and magnet pairs per package.

Description

The MPSR series from C&K are ruggedized magnetic proximity sensors, perfect for automotive sensors and indicators, industrial sensors, anti-tampering and other security, and factory automation equipment. The MPSR series sensor and magnet are both sealed in a tough aluminium housing combined with stainless steel wire sleeves, protecting them from the harsh environments they're commonly used in, whether it be from oil, water, grease, or volatile chemicals and gases. Manufactured for a quick and easy installation, the MPSR series also have a long lifecycle – lasting for 2 million actions and a robust 30V 3W rating.

Features & Benefits

- Long life—2M operations
- Sealed contacts
- Quality construction
- Quick and easy installation
- IP69 rating
- Form C SPDT contacts

Applications

- Automotive sensors and indicators
- Factory automation equipment
- Server / storage
- Security, alarms for windows
- Industrial sensors

Materials

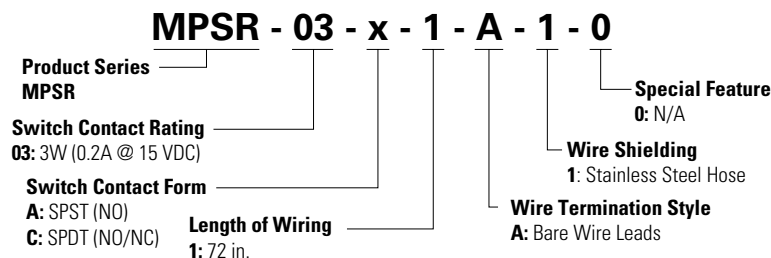
Housing/Space/Cover	Aluminum, black
Reed Switch	Rhodium coated reed contacts in hermetically sealed, nitrogen filled glass capsule. Used in closed loop circuits.
Wire Leads	UL 1061/ UL1007 / UL2468 All are 18 AWG wire: stranded, made of copper or aluminum; Length: 2 meters with ends stripped; Jacket: Stainless steel.
Potting (around wires)	Epoxy
Magnets	NdFeB

Notes:

Specifications and materials listed above are for switches with standard options. For information on specific and custom switches, consult Customer Service Center.

Ordering Number

Our easy build-a-switch concept allows you to mix and match options to create the switch you need. To order, select desired option from each category and place it in the appropriate box.



Notes:

Please consult factory to see if your custom application requirements can be accommodated by a tailored solution

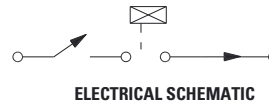
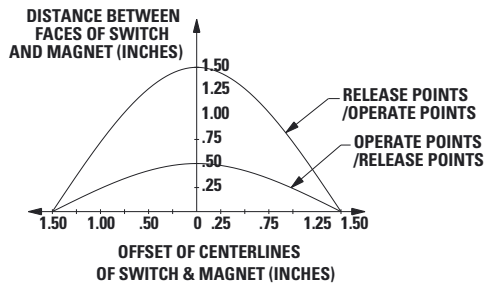
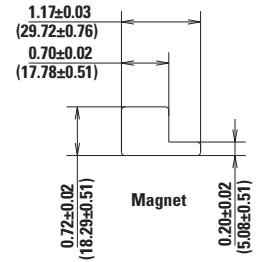
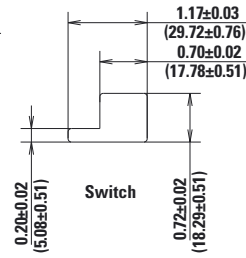
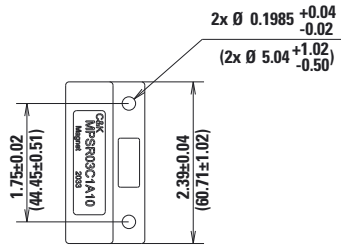
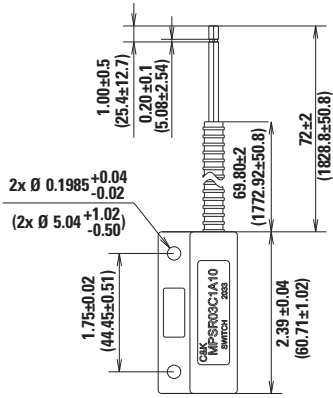
MPSR Series

Ruggedized Magnetic Proximity Sensors



Dimensions

Dimensions unit: inch (mm)



MPSR Series

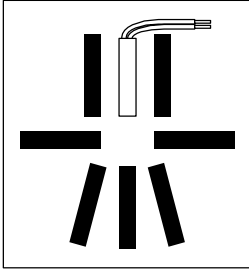
Ruggedized Magnetic Proximity Sensors



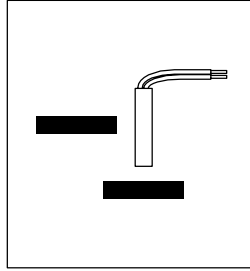
Actuating Positions

When installing recessed and surface mount contacts, magnet position is very important. The switch and magnet must always be parallel or end to end, and never in a 'T' configuration.

Correct Configuration



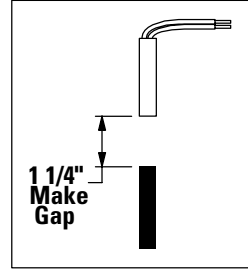
Incorrect Configuration



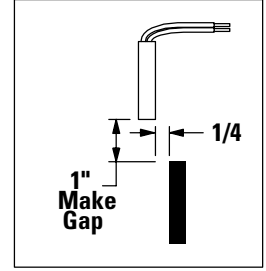
Gap Distance

Gap distance is a combination of the horizontal and vertical plane separation of the switch and magnet. Example: if a recessed magnet is 1/4" off the centerline of the switch, the make gap is reduced by 1/4"

Center Alignment



Off Center Alignment



Switch Contact Form

Switch Contact Form	Circuit Schematic	Wire Color
A	COM N.O.	COM: Black N.O.: Red
C	COM N.C. N.O.	COM: Black N.O.: Yellow N.C.: Red

Disclaimer Notice - Information furnished is believed to be accurate and reliable. However, users should independently evaluate the suitability of and test each product selected for their own applications. Littelfuse products are not designed for, and may not be used in, all applications. Read complete Disclaimer Notice at <http://www.littelfuse.com/disclaimer-electronics>.