


Features and Benefits

- Compliant to CS-FR051 C&K Specification
- Starclip Contacts Technology
- Spring Loaded Contacts
- Non-Outgassing

Typical Applications

- Space equipment
- Satellites payloads
- Avionics / Military



Specification

- High performance Solderless interposers according to CS-FR051 C&K Specification for space applications.
- Compatible with ESCC 3401 specification.
- Suitable for use in Space, and high performance military/aerospace applications: Board to Board or Board to Cable applications.
- Starclip female contact technology.

Electrical & Mechanical Characteristics

CHARACTERISTIC	SPECIFICATION
Working Voltage (sea level)	100/200 Vrms
Rated Current	1.5 A
Contact Resistance	25 mΩ (rated current)
Insulation Resistance	5000 MΩ min
Voltage Proof	400/800 Vrms /1.0mA (leakage current)
Temperature range	-55/+125 °C

Typical initial force: 0.35N min per contact.

Full stroke force : 2±0.3N per contact.

Quality Level

- Compliant to CS FR051 C&K specification.
- According to ESA/ESCC code 3401.

Process to use it

PCB recommendation:

- 2µm min Pad gold thickness.
- PCB design and thickness to be define with customer according to pressure apply by spring contacts.

The assembly process to safe the good positioning between interposer and the PCB layout is managed by customer.

Options

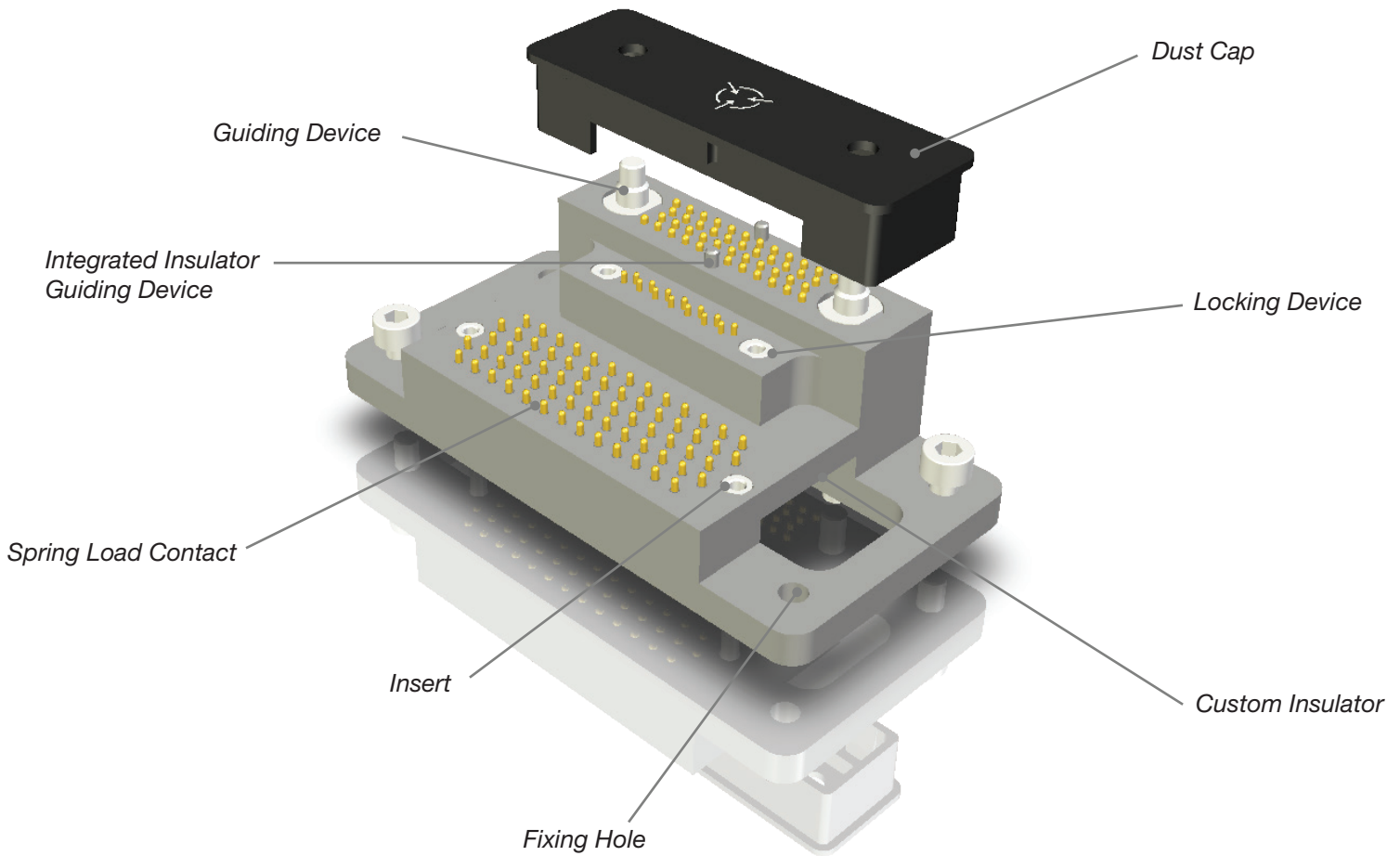
- Possibility to customize the interposer to be in line with your demand (Example: Sealing ring cavity, bracket, thread, wiring...).
- Get closer to your representative for custom design request.

Packaging

- Individual packaging.
- Traceability associated as per ESA/ESCC specifications.
- Interposers could be sold and delivered with a antistatic dust cap in individual plastic bag.

MAIN FEATURES

Our easy build-a-interposer concept allows you to mix and match options to create the Interposer you need.



MATERIALS & FINISHES

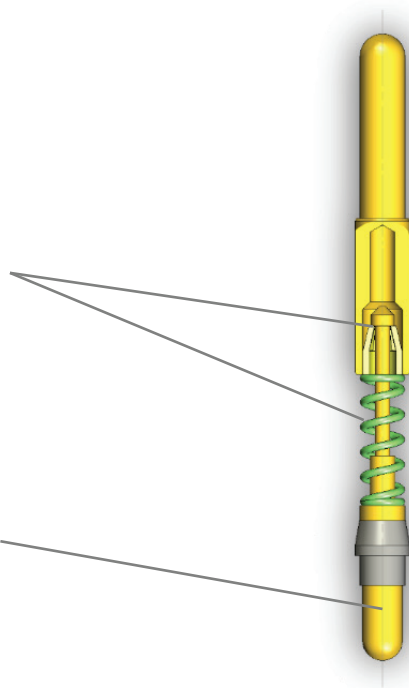
COMPONENT	MATERIAL	FINISH
Insulator	Proposal: Liquid Crystal Polymer	UL 94-V0, Glass-filled, Black Color
Female Contacts	Sleeve: Copper Alloy Clips: Beryllium Copper Alloy	1.27 μm Gold over Nickel underlay
Male Contacts	Copper Alloy	1.27 μm Gold over Nickel underlay
Spring	Stainless Steel	Not Applicable
Closing Ring	Bronze	2.5 μm Nickel
Shell (Option)	Aluminium alloy	25.4 μm electroless Nickel or 0.70 μm Gold over 25.4 μm electroless Nickel
Dust Cap	Polyethylene	Black color, antistatic

SPRING CONTACTS TECHNOLOGY

With the same Starclip contact technology used in our D-Sub connectors, spring probe contact work by providing a compliant electrical connection between the 2 contacts sides of the interposer, regardless of the force or travel applied.

The electrical contact function is decoupled from the pressure applied by the spring.

Termination:
Complementary to common termination by spring contact on the both sides, we can supply cabling or other termination type on one side to meet special custom design request.



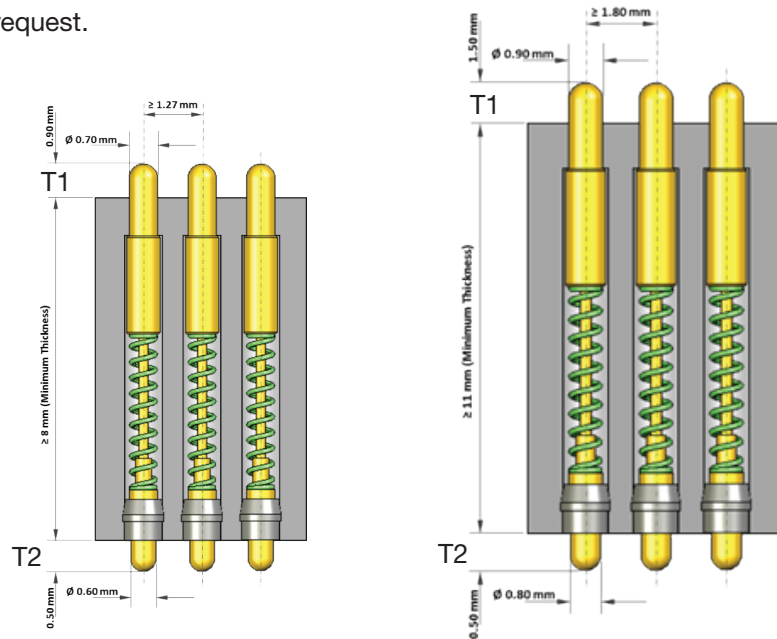
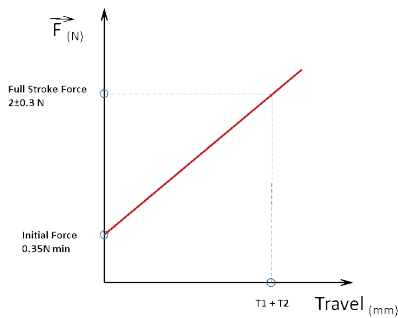
INTERPOSER DIMENSIONS

Our insulators are in a single piece to ensure accuracy and good alignment of the contacts.

In order to help you in the dimensionnal choice, we offer 2 types of generic designs.

Don't hesitate to contact us for any particular request.

Typical Force/Travel specifications per contact:



AMERICAS

ASIA

EUROPE

Tel: +1.617.969.3700

Tel: +852.3713.5288

Tel: +33.1.60.24.51.51

